MALE END VIEW	FEMALE END VIEW
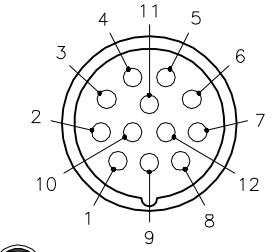	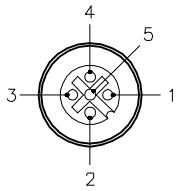
M23 connector (P1)	(J1–J6)

SPECIFICATIONS	
MATERIAL	
HOUSING MATERIAL/COLOR	NYLON/YELLOW
RECEPTACLE MATERIAL/PLATING	BRASS/NICKEL
CONTACT CARRIER MATERIAL/COLOR	NYLON OR TPU/BLACK
CONTACT MATERIAL/PLATING	BRASS/GOLD
SEALING RING MATERIAL	VITON O–RING
ELECTRICAL DATA	
OPERATING VOLTAGE	10–48 VDC
OPERATING CURRENT	4.0 AMPS PER PORT, 10 AMPS TOTAL
MECHANICAL DATA	
PROTECTION CLASS to DIN 40050	IP 67 – ONLY WHEN ALL RECEPTACLES ARE COVERED WITH PLUGS OR CONNECTED
OPERATING TEMPERATURE	–30°C to +80°C (–25°F to +176°F)

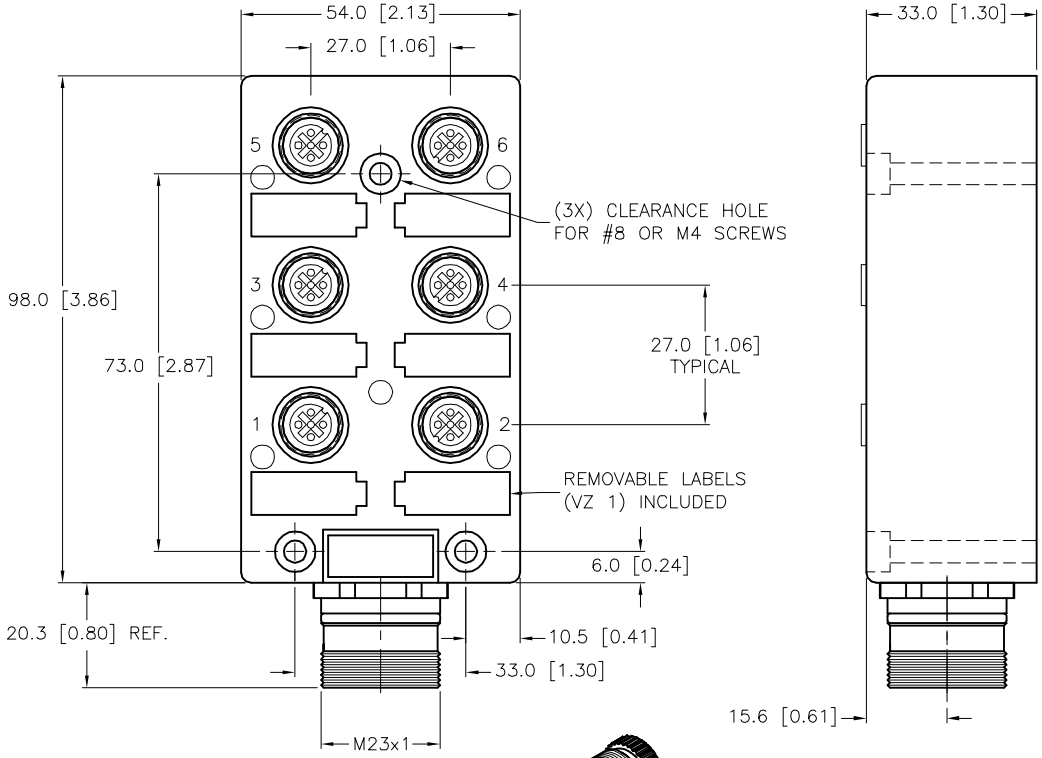

WIRING DIAGRAM

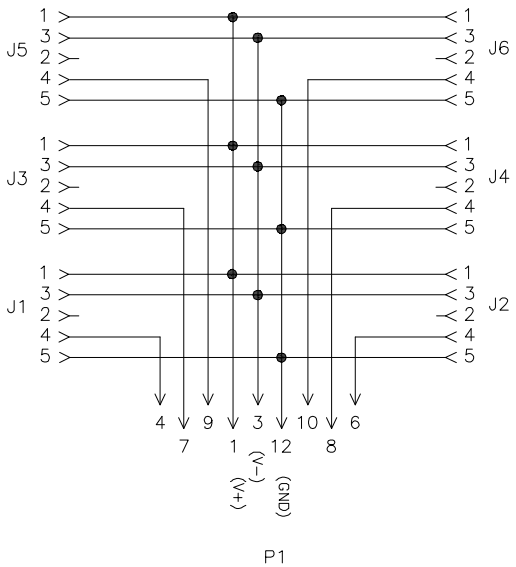

SOURCE DRAWING - FOR REFERENCE ONLY

CLOSURE CAPS
(2 INCLUDED)

NOTES:

1. "/S859" DESIGNATES S859 JUNCTION BOX WITH CS CONNECTOR, KEY WAY FOR CS CONNECTOR ORIENTED IN THE 12:00 POSITION LOOKING AT END OF CONNECTOR.

REV	DESCRIPTION	BY	DATE	ECO NO.
D	UPDATED CLOSURE CAPS	TV	09/16/15	48811

RELATED DOCUMENTS
1.
2.
3.
4.

3RD ANGLE PROJECTION

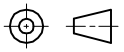

THIS DRAWING IS CONFIDENTIAL AND THE PROPERTY OF TURCK INC. USE OF THIS DOCUMENT WITHOUT WRITTEN PERMISSION IS PROHIBITED.

TURCK

3000 CAMPUS DRIVE
MINNEAPOLIS, MN 55441
1–800–544–7769
(763) 553–7300
(763) 553–0708 fax
www.turck.us

MATERIAL: SEE SPECIFICATIONS

FINISH: SEE SPECIFICATIONS

ALL DIMENSIONS DISPLAYED ON THIS DRAWING ARE FOR REFERENCE ONLY

CONTACT TURCK FOR MORE INFORMATION

DRFT: RWC | DATE: 08/11/08
APVD: | SCALE: 1=1.5

UNIT OF MEASUREMENT
MILLIMETER [INCH]
DO NOT SCALE THIS DRAWING

DESCRIPTION: VB 60–CS12/S859

IDENTIFICATION NO.: U7029–1 | REV: D

FILE: U7029–1 | SHEET 1 OF 1